



HH2540 series booster

Air/ Inert Gas Pressure Booster

*3.0 HP, AC
Electric motor*

24/7 operation

*40 - 140 psi gas
inlet pressure*

*450 psi max gas
discharge pressure*

10,000 hours of seal life

Air-cooled / Oil free

*Touchscreen
control panel*



Booster Specifications: HH2540 series

Gas Connections & dimensions	
Gas supply connection	1/4 NPT
Gas discharge connection	1/4 NPT
Gas vent connection ¹	1/8 NPT
Bore diameter and stroke length	4" (102 mm) & 4.2" (107 mm)
Operating speed ²	15.7 cycles per minute (CPM)
Gas displacement per cycle	0.061 cubic feet (1.73 liters)
Overall dimensions (W x D x H)	18" x 27" x 50" (46 cm x 69 cm x 127 cm)
Overall weight ³	198 (90)
Hydraulic Specifications	
Recommended fluid	Mobil DTE 24 (or equal)
Oil volume	3.5 Gallons
Electrical Specifications	
Rated voltage	230VAC, 1 phase / 208VAC, 3 phase / 230VAC, 3 phase / 60 Hz
Power consumption	3.0 HP
Max current	9.0 Amps / 7.9 Amps / 7.3 Amps
Supply cable	Supplied by customer
Plug	230VAC, 1 phase / 208VAC, 3 phase / 230VAC, 3 phase / 60 Hz
Pressure, Temperature & Noise Specifications	
Gas supply pressure range	40 psig to 140 psig (2.8 bar to 9.7 bar)
Gas discharge pressure range	200 psig to 450 psig (13.8 bar to 31 bar)
Ambient temperature range - °F (°C)	38 to 122 (3 to 50)
Noise Emmission ⁵	79 dB(A)
Duty cycle	100% (Can operate 24/7)

Note 1: Breather installed at the factory

Note 2: A cycle consists of a forward and reverse stroke


Note 3: The weight listed is the maximum weight of the system after hydraulic oil has been added

Note 4: Due to the variety of power supplies and available power plug configurations the HH2540 systems are not supplied with a power supply cord, the end user will need to supply their own power cable to the unit

Note 5: Measurement distance: 1 meter, Uncertainty: ± 3 dB(A)



Midwest Pressure Systems, Inc.
850 Transport Drive, Valparaiso, IN 46383
Phone 219-462-0070 Fax 219-318-2277
www.midwestpressuresystems.com

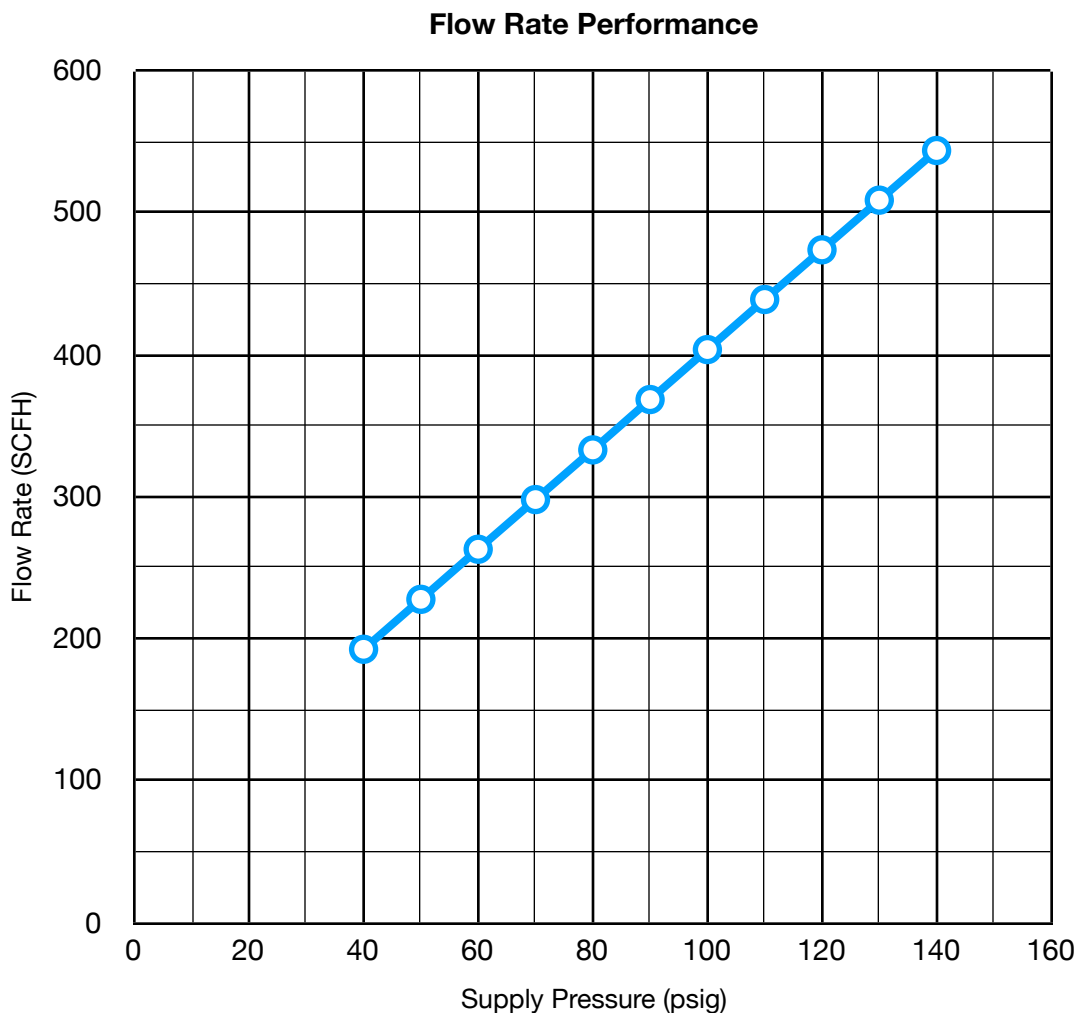


Performance Data: HH2540


The HH2540 gas pressure booster provides flow rates between 190 SCFH and 550 SCFH depending on the gas supply pressure. Installing a regulator upstream of the booster allows the operator to set the desired flow rate.

Example: A nitrogen generator is capable of delivering 99% nitrogen at 300 SCFH and 80 psig. However with an 80 psig supply the booster will produce over 330 SCFH. 330 SCFH is more than the nitrogen generator is capable of providing so a loss in purity may occur as the nitrogen generator attempts to provide more flow. This can be remedied by regulating the 80 psig nitrogen to about 70 psig. A 70 psig supply will produce a discharge flow rate of 130 SCFH matching the nitrogen generator's output.

The graph below shows the flow rate of the booster verses the supply pressure.



Midwest Pressure Systems, Inc.
850 Transport Drive, Valparaiso, IN 46383
Phone 219-462-0070 Fax 219-318-2277
www.midwestpressuresystems.com



Touchscreen Control Panel: HH2540

The HH2540 gas pressure booster uses a touchscreen control panel. The touchscreen allows the operator to turn ON and OFF the system, view & change various operating parameters and review error codes. An example of the Home Screen is shown below along with a list of the viewable/modifiable parameters.

Viewable Parameters	
Output Pressure	The current discharge pressure of the system
High Pressure Setting	The pressure at which the system will automatically turn OFF (Modifiable by the operator)
Low Pressure Setting ¹	The pressure at which the system will automatically turn ON (Modifiable by the operator)
Hours on Seals	The accumulated hours on the seals (Can be reset after rebuild)
Total Hours Run	The total hours the unit has operated over its life time
Estimated Cylinder Fill Time ²	Predicts the amount of time remaining to pressurize the discharge line
Last Run Time	The most recent time it took the booster system to pressurize the discharge line

Note 1: Low pressure setting is only available in the Continuous Fill operation mode

Note 2: Estimated cylinder fill time is only available in the Single Fill operation mode

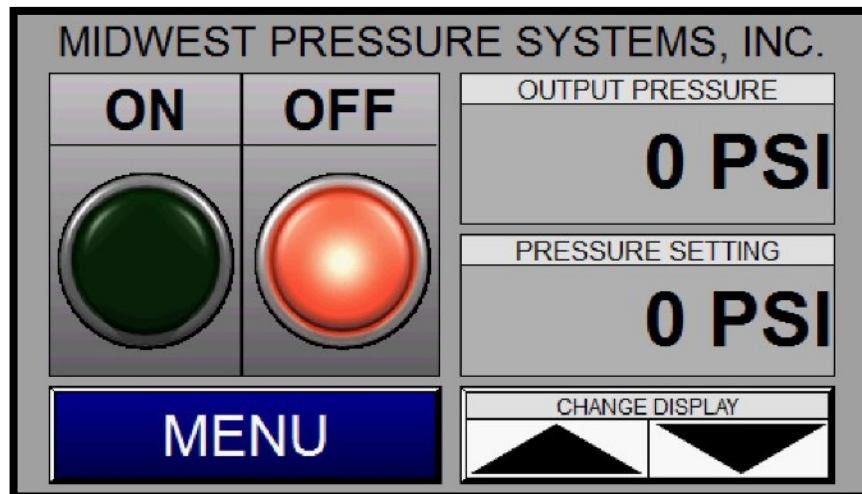
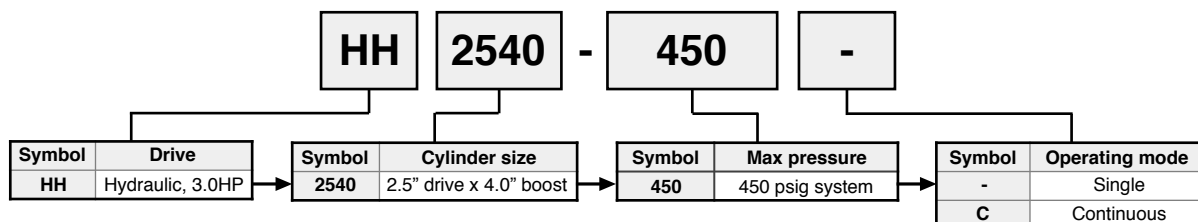


Image 1: Example of the HOME Screen

Part Number: HH2540

Booster Model Numbers



Midwest Pressure Systems, Inc.
 850 Transport Drive, Valparaiso, IN 46383
 Phone 219-462-0070 Fax 219-318-2277
www.midwestpressuresystems.com

